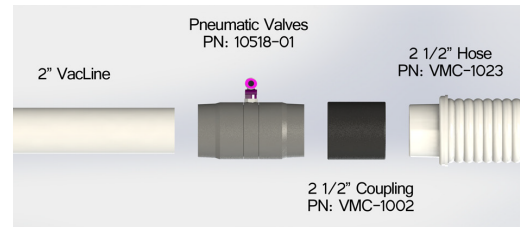
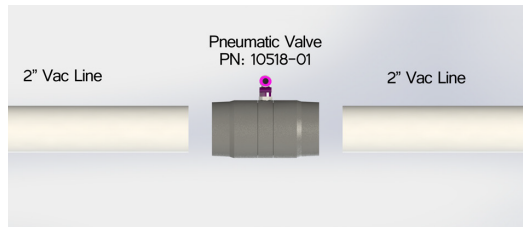
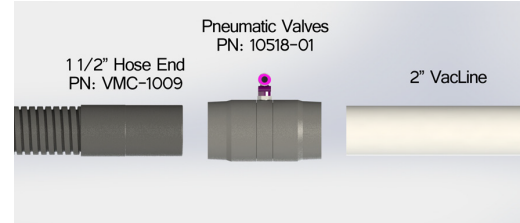
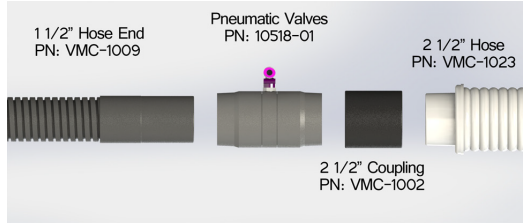


ADAPTER GUIDE PNEUMATIC VALVE 10518

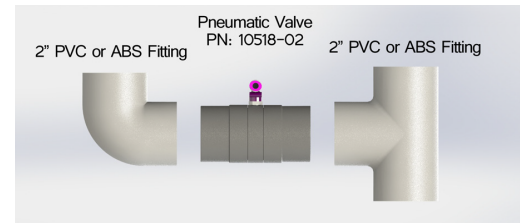
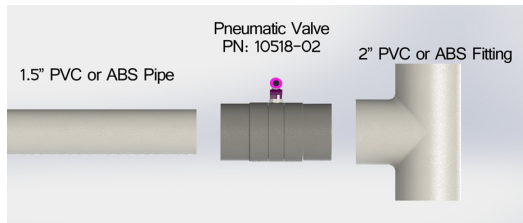
INSTRUCTIONS:

Vaniman supplies a collection of plumbing valve solutions but the pneumatic valve is the only one that can be controlled remotely. Using these valves will increase overall efficiency and reduces. It requires compressed air and can be controlled with a Smart Switch or Smart AutoPilot. **DO NOT OVER PRESSURE THE VALVES (15-20PSI max).** Use this adapter guide to incorporate the pneumatic valve(s) to your plumbing and as always call Vaniman for any questions you may have. Below illustrates the different pneumatic valve and each are integrated.

10518-01: 1 1/2" hose, 2 1/2" hose, & 2" Vac Line



10518-02: 1 1/2" PVC, 1 1/2" ABS, 2" PVC fitting, and 2" ABS fitting



10518-03: 1 1/2" hose, 1 1/2" PVC, 1 1/2" ABS, 2 1/2" hose, 2" Vac Line, 2" PVC fitting, and 2" ABS fitting

